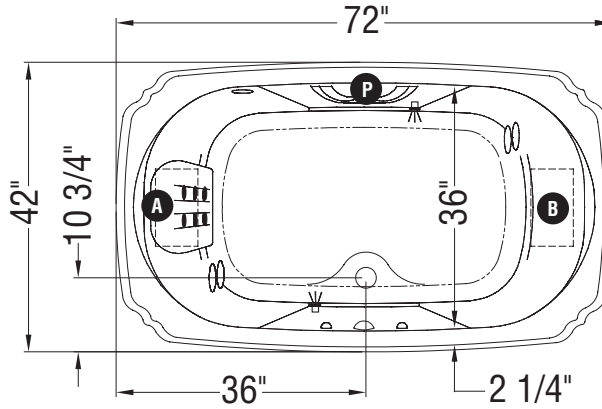
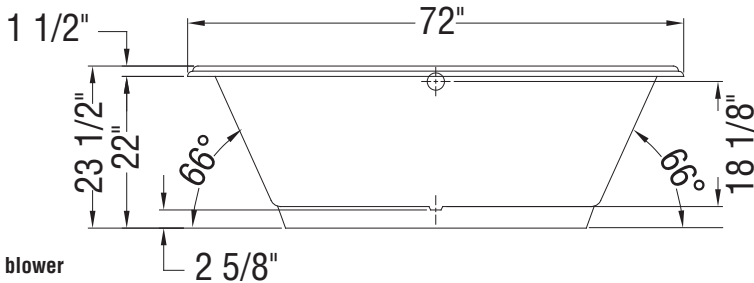
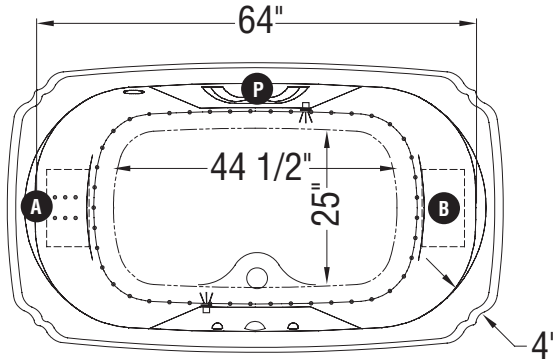


WHIRLPOOL SYSTEM



AIR SYSTEM



Note: Air backjets on same side as blower

- A** : Specify blower and/or pump location when ordering
 - B** : Indicates optional grab bar positioning
 - P** : Indicates optional grab bar positioning
 - (○) : Indicates whirlpool jets positioning
 - (•) : Indicates airjets positioning
 - (◐) : Indicates backjets positioning
 - (☐) : Indicates chromatherapy light positioning
- Bathtub base includes anti-vibration Neutra-Phone leg supports (not shown).

All dimensions are approximate. Structure measurements must be verified against the unit to ensure proper fit.